


### Overview

#### HPE ProLiant ML110 Gen10 Server

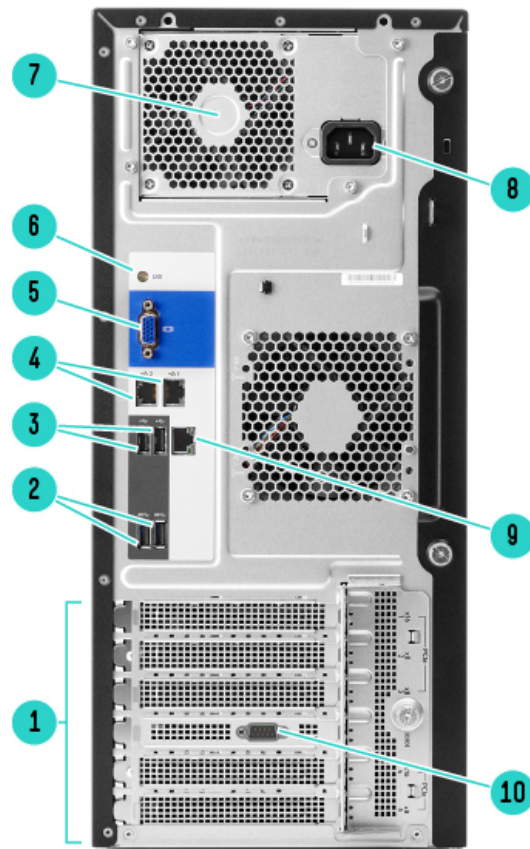
The HPE ProLiant ML110 Gen10 delivers a performance that meets the growing needs of the SMB. The server is a single processor, 4.5U Tower Server that is designed to provide enterprise class features such as redundancy, reliability, and manageability. The server delivers the right size Tower with performance and expandability that covers a wide range of applications and workloads and addresses our customers from SMB to enterprise class server ROBO environments. Accelerate your business with this right-sized compute.



#### Front View (details for 8LFF and 16SFF)

- |                             |                            |
|-----------------------------|----------------------------|
| 1. Drive Cage 1             | 2. Drive Cage 2 (optional) |
| 3. Optical drive (optional) | 4. Power button/ LED       |
| 5. Health LED               | 6. NIC status LED          |
| 7. USB 3.0 (2) connectors   | 8. iLO Service Port        |


## Overview



### Rear View

- |                              |                                  |
|------------------------------|----------------------------------|
| 1. PCIe3.0 Slots (Slots 1-5) | 2. USB 3.0 (2) connectors        |
| 3. USB 2.0 (2) connectors    | 4. Network RJ-45 ports (2)       |
| 5. Video connector           | 6. UID button/LED                |
| 7. Power supply bay          | 8. Power supply power connection |
| 9. iLO management port       | 10. Serial port (optional)       |

## Overview



### Internal View

- |                                      |                                   |
|--------------------------------------|-----------------------------------|
| 1. System Fan (92x32mm default)      | 2. Power Supply                   |
| 3. Six (6) DDR4 DIMM slots           | 4. One (1) processor and heatsink |
| 5. Front Bezel Lock                  | 6. X4 SATA Port 2 (5-8)           |
| 7. X4 SATA Port 1 (1-4)              | 8. PCIe fan (92x32mm default)     |
| 9. Front USB 3.0 connector           | 10. SATA Port 9                   |
| 11. SATA Port 10                     | 12. MicroSD slot                  |
| 13. Five (5) PCIe3.0 expansion slots | 14. Internal USB 2.0 connector    |
| 15. Internal USB 3.0 connector       |                                   |

## Overview

### What's New:

- Intel® Xeon® Scalable processors , up to 14 cores, up to 105W
- Redundant Fan Kit (optional)
- Support up to 8 LFF NHP SATA HDDs
- iLO Service Port
- Serial Port (optional)
- HPE DDR4 SmartMemory up to 2666 MT/s (supported by processor model.)
- Security features: iLO 5 (Security Root of Trust)

Platform Information

Platform Information

Form Factor	Tower (4.5U) <b>NOTE:</b> Sliding Shelf - 874578-B21 is optional to support rack form factor.
System Fans	1 Default system fan module (92 x 32 mm) 1 Default PCIe fan module (92 X 32 mm) <b>NOTE:</b> When one of the following scenarios occurs, the server requires a Redundant Fan with a 800W Redundant Power Supply to be installed. 1. When a second HDD cage is installed and the SAS HDDs are running at 15K RPM. 2. When a SAS SSD is installed. 3. If one fan fails, the system will be required to continue operating with a Redundant Fan. This condition is indicated by a flashing amber Health LED. 4. When the system requirements are to meet the A3 extended operating environment.

## Standard Features

### Standard Features

Processors – One of the following depending on model.

**NOTE:** For more information regarding Intel Xeon processors, please see the following <http://www.intel.com/xeon>.

Intel Xeon Models	CPU Frequency	Cores	L3 Cache	Power	UPI	DDR4	Memory per socket
<b>Gold Processors</b>							
Gold 5122 Processor	3.6 GHz	4	16.50 MB	105W	2 @ 10.4 GT/s	2666 MT/s	192 GB
Gold 5120 Processor	2.2 GHz	14	19.25 MB	105W	2 @ 10.4 GT/s	2400 MT/s	192 GB
<b>Silver Processors</b>							
Silver 4112 Processor	2.6 GHz	4	8.25 MB	85W	2 @ 9.6 GT/s	2400 MT/s	192 GB
Silver 4110 Processor	2.1 GHz	8	11.00 MB	85W	2 @ 9.6 GT/s	2400 MT/s	192 GB
Silver 4108 Processor	1.8 GHz	8	11.00 MB	85W	2 @ 9.6 GT/s	2400 MT/s	192 GB
<b>Bronze Processors</b>							
Bronze 3106 Processor	1.7 GHz	8	11.00 MB	85W	2 @ 9.6 GT/s	2133 MT/s	192 GB
Bronze 3104 Processor	1.7 GHz	6	11.00 MB	85W	2 @ 9.6 GT/s	2133 MT/s	192 GB

**NOTE:** Gold – 5100 Series - Supports 6-Channel DDR4 @ 2400 MHz (SKU 5122=supports 2666) providing up to 192 GB memory capacity. Intel Turbo Boost Technology, Intel Hyper-Threading Technology, Intel AVX-512(1x 512-bit FMA) (SKU 5122 supports 2x 512 bit FMA), 48 lanes PCIe 3.0, advanced RAS supported.

**NOTE:** Silver – 4100 Series -6-Channel DDR4 @ 2400 MHz providing up to 192 GB memory capacity. Intel Turbo Boost Technology, Intel Hyper-Threading Technology, Intel AVX-512(1x 512-bit FMA), 48 lanes PCIe 3.0, standard RAS supported.

**NOTE:** Bronze – 3100 Series - Supports 6-Channel DDR4 @ 2133 MHz providing up to 192GB memory capacity. Intel AVX-512(1x 512-bit FMA), 48 lanes PCIe 3.0, standard RAS supported.

### Chipset

Intel C621 Chipset

**NOTE:** For more information regarding Intel® chipsets, please see the following URL:

<http://www.intel.com/products/server/chipsets/>

### On System Management Chipset

HPE iLO 5 ASIC

**NOTE:** Read and learn more in the [iLO QuickSpecs](#).

### Memory

Type: HPE SmartMemory and Standard Memory  
DDR4 Registered (RDIMM)

DIMM Slots Available 6 6 DIMM slots per processor, 6 channels per processor, 1 DIMM per channel

Maximum capacity (RDIMM) 192 GB 6 x 32 GB RDIMM @ 2666 MT/s

**NOTE:** LRDIMM is not qualified by this server. This server does not support mixing LRDIMMs and RDIMMs. Attempting to mix any combination of these DIMMs can cause the server to halt during BIOS installation. All memory installed in the server must be of the same type.

**NOTE:** The maximum memory speed is a function of the memory type, memory configuration, and processor model.

### Memory Protection

For details on the HPE Server Memory Options RAS feature, visit: <http://www.hpe.com/docs/memory-ras-feature>.



## Standard Features

### Expansion Slots

Slots #	Technology	Bus Width	Connector Width	Slot Form Factor	Notes
5	PCIe 3.0	X4	X8	Full-height, half-length slot	PCH
4	PCIe 3.0	X16	X16	Full-height, full-length slot	Proc 1
3	PCIe 3.0	X8	X8	Full-height, half-length slot	Proc 1
2	PCIe 3.0	X4	X8	Full-height, half-length slot	Proc 1
1	PCIe 3.0	X16	X16	Full-height, ¾ length (up to 9.5") Slot	Proc 1

**NOTE:** Bus Width Indicates the number of physical electrical lanes running to the connector.

**NOTE:** Although the Speed of slot is designed for 32Gb/s, the actual running speed will be lower than it was designed. Hence Slot 2 and Slot 5 will be least recommended for usage.

### Storage Controllers

The Gen10 controller naming framework has been updated to simplify identification as depicted below. For a more detailed breakout of the available Gen10 Smart Array controllers visit the [HPE Smart Array Gen10 Controllers Data Sheet](#).

One of the following depending on model

**Software RAID** HPE Smart Array S100i SR Gen10 SW RAID

**NOTE:** HPE Smart Array S100i SR Gen10 SW RAID will operate in UEFI mode only. For legacy support an additional controller will be needed, and for CTO orders please also select the Legacy mode settings part, 758959-B22.

**NOTE:** HPE Smart Array S100i SR Gen10 SW RAID is off by default and must be enabled. For enabling please select HPE FIO Enable Smart Array SW RAID (784308-B21).

**NOTE:** The S100i supports 10 ports as 2 additional ports are leveraged to support the M.2 option.

**Essential RAID Controller** HPE Smart Array E208i-p SR Gen10 Controller  
HPE Smart Array E208e-p SR Gen10 Controller

**Performance RAID Controller** HPE Smart Array P408i-p SR Gen10 Controller  
HPE Smart Array P408e-p SR Gen10 Controller

**NOTE:** Performance RAID Controllers require the HPE Smart Storage Battery (875242-B21) which is sold separately.

### Internal Storage Devices

One of the following depending on model

Optical Drive Optional SATA 9.5mm DVD-ROM Optical Drive

Optional SATA 9.5mm DVD RW Optical Drive

**NOTE:** Optical is optional in BTO models.

Hard Drives None ship standard

Hard Drive Bays Up to 8 Non-hot plug SATA 3.5-inch drives

**NOTE:** Mixing drive cage types is not allowed.

**NOTE:** All Pre-configured Models come populated with hard drive blanks installed. The 4LFF configurations includes 3 blanks and 8SFF includes 7 blanks. Additional hard drive blanks can be ordered using either P/N 807878-B21 for the HPE LFF HDD Blank Kit or P/N 666987-B21 for the HPE SFF HDD Blank Kit. These part numbers for single HDD blanks below are also provided should you require replacement HDD blanks for your server.

## Standard Features

**NOTE:** NHP SATA is limited to S100i controller.

4 Hot plug LFF SAS/SATA HDD bays; upgradable to 8  
8 Hot plug SFF SAS/SATA HDD bays; upgradable to 16

### Maximum Internal Storage

	CAPACITY	CONFIGURATION
Hot Plug LFF SAS	80 TB	8 x 10 TB
Hot Plug LFF SATA	80 TB	8 x 10 TB
Hot Plug SFF SAS	38.4 TB	16 x 2.4 TB
Hot Plug SFF SATA	32 TB	16 x 2 TB
Non Hot Plug LFF SATA	32 TB	8 x 4 TB
Hot Plug LFF SATA SSD	30.72 TB	8 x 3.84 TB
Hot Plug SFF SAS SSD	61.44 TB	16 x 3.84 TB
Hot Plug SFF SATA SSD	61.44 TB	16 x 3.84 TB

### Power Supply

HPE ML110 Gen10 350W ATX Power Supply Kit

HPE ML110 Gen10 550W ATX Power Supply Kit

**NOTE:** ATX power supply will not support redundant fan option.

HPE Entry-Level Power Supplies provide lower-cost options for customers trying to balance their need for enterprise class efficiency and reliability while maintaining lowest possible hardware costs. All Entry-Level power supply options have been designed specifically for HPE ProLiant Gen10 Essential Series servers.

The HPE 550W ATX Power Supply is the standard, non-redundant AC power supply option for most HPE ProLiant Gen10 Essential servers. It features Silver-level (88%) certified power efficiency with a set of features optimized for the Gen10 Essential-series rack and tower servers.

HPE 800W Flex Slot Platinum Hot Plug Low Halogen Power Supply Kit

**NOTE:** Flex Slot Platinum power supplies support power efficiency of up to 94% and include a standard C-14 power inlet connector.

**NOTE:** The 800W Flex Slot Platinum Hot Plug Low Halogen Power Supply Kit requires the RPS Enablement Kit.

**NOTE:** The RPS Enablement kit will support two power supplies.

HPE Flexible Slot (Flex Slot) Power Supplies share a common electrical and physical design that allows for hot plug, tool-less installation into HPE ProLiant Gen10 Performance Servers. Flex Slot power supplies are certified for high-efficiency operation and offer multiple power output options, allowing users to "right-size" a power supply for specific server configurations. This flexibility helps to reduce power waste, lower overall energy costs, and avoid "trapped" power capacity in the data center.

This jumper cord is also included with each standard AC power supply option kit. If a different power cord is required, please check the [ProLiant Power Cables](#) web page.

To review the power requirements for your selected system, please use the [HPE Power Advisor Tool](#).

For information on power specifications and technical content visit [HPE Server power supplies](#).

### Interfaces

Video	1 standard ( at system rear)
Network RJ-45 (Ethernet)	2 standard ( at system rear)
Serial	1 optional ( at system rear)
iLO Management Port	1 standard (at system rear)
iLO Service Port	1 standard (at system front)



## Standard Features

MicroSD Slot 1 standard (at system internal)

**NOTE:** The MicroSD slot is not hot-pluggable, please power down server before installation or removal.

USB 3.0 5 (2 front, 2 rear, 1 internal)

USB 2.0 3 (2 rear, 1 internal)

---

## Operating Systems and Virtualization Software Support for ProLiant Servers

### Microsoft Windows Serve

### Red Hat Enterprise Linux (RHEL)

### SUSE Linux Enterprise Server (SLES)

### VMware

### ClearOS

HPE and ClearCenter will help you lower the cost of building on-premise solutions without sacrificing security and ease of use. HPE ProLiant servers with ClearOS give you a simple, secure, and affordable operating system with an intuitive web-based graphical user interface that provides a cloud-like experience on-premise, and an Application Marketplace with over 100 apps and growing. Whether you're starting out or scaling, you decide what applications you need and pay as you grow.

**NOTE:** ClearOS allows you to build a fully functional server that is just right for you at no upfront cost.

For more information on ClearOS, please visit <http://www.hpe.com/servers/clearos>.

### CentOS

**NOTE:** CentOS not directly supported / Community Supported (Based on RHEL so RHEL testing and enablement applicable to CentOS) CentOS 6.9 / CentOS 7.3, 7.4.

**NOTE:** For more information on Hewlett Packard Enterprise Certified and Supported ProLiant Servers for OS and Virtualization Software and latest listing of software drivers available for your server.

<http://h20566.www2.hpe.com/portal/site/hpsc/public/psi/home?sp4ts.oid=1010026818>.

---

## Industry Standard Compliance

ACPI 6.1 Compliant

PCIe 3.0 Compliant

WOL Support

Microsoft® Logo certifications

Novell Certified

PXE Support

VGA Port

USB 3.0 Compliant

USB 2.0 Compliant

Energy Star 2.1

SMBIOS 3.1

UEFI 2.6

ASHRAE A3

**NOTE:** For additional technical thermal details regarding ambient temperatures, humidity and features support please visit: <http://www.hpe.com/servers/ashrae>.

UEFI (Unified Extensible Firmware Interface Forum)

**NOTE:** UEFI is the default for the ML110 Gen10. Legacy mode can be selected in the field or as a CTO option (758959-B22).

## Standard Features

### Graphics

Integrated Video Standard

- Video modes up to 1920 x 1200 @60Hz (32 bpp)
- 16MB Video Memory

HPE iLO 5 on system management memory

- 32 MB Flash
- 4 Gbit DDR 3 with ECC protection

---

### HPE Server UEFI/Legacy ROM

Unified Extensible Firmware Interface (UEFI) is an industry standard that provides better manageability and more secured configuration than the legacy ROM while interacting with your server at boot time. HPE ProLiant Gen10 servers have a UEFI Class 2 implementation and support both UEFI Mode (default) and Legacy BIOS Mode.

**NOTE:** The UEFI System Utilities tool is analogous to the HPE ROM-Based Setup Utility (RBSU) of legacy BIOS. For more information, please visit <http://www.hpe.com/servers/uefi>.

UEFI enables numerous new capabilities specific to HPE ProLiant servers such as:

- Secure Boot and Secure Start enable for enhanced security
- Operating system specific functionality
- Support for > 2.2 TB (using GPT) boot drives
- USB 3.0 Stack
- Embedded UEFI Shell
- Mass Configuration Deployment Tool using iLO RESTful API that is Redfish API Conformant
- PXE boot support for IPv6 networks
- Workload Profiles for simple performance optimization

UEFI Boot Mode only:

- TPM 2.0 Support
- iSCSI Software Initiator Support.
- HTTP/HTTPS Boot support as a PXE alternative.
- Boot support for option cards that only support a UEFI option ROM

**NOTE:** For UEFI Boot Mode, boot environment and OS image installations should be configured properly to support UEFI.  
**NOTE:** UEFI FIO Setting (758959-B22) can be selected to configure the system in Legacy mode in the factory for your HPE ProLiant Gen10 Server.

---

### Embedded Management

#### HPE Integrated Lights-Out (HPE iLO)

Monitor your servers for ongoing management, service alerting, reporting and remote management with HPE iLO. Learn more at <http://www.hpe.com/info/ilo>.

#### UEFI

Configure and boot your servers securely with industry standard Unified Extensible Firmware Interface (UEFI). Learn more at <http://www.hpe.com/servers/uefi>.

#### Intelligent Provisioning

Hassle free server and OS provisioning for 1 or more servers with Intelligent Provisioning. Learn more at <http://www.hpe.com/servers/intelligentprovisioning>.

#### iLO RESTful API

iLO RESTful API is Redfish API conformance and offers simplified server management automation such as configuration and maintenance tasks based on modern industry standards. Learn more at <http://www.hpe.com/info/restfulapi>.

## Standard Features

### Server Utilities

<b>Active Health System</b>	The HPE Active Health System (AHS) is an essential component of the iLO management portfolio that provides continuous, proactive health monitoring of HPE servers. Learn more at <a href="http://www.hpe.com/servers/ahs">http://www.hpe.com/servers/ahs</a> .
<b>Active Health System Viewer</b>	Use the Active Health System Viewer, a web-based portal, to easily read AHS logs and speed problem resolution with HPE self-repair recommendations, to learn more visit: <a href="http://www.hpe.com/servers/ahsv">http://www.hpe.com/servers/ahsv</a> .
<b>Smart Update</b>	Keep your servers up to date with the HPE Smart Update solution by using Smart Update Manager (SUM) to optimize the firmware and driver updates of the Service Pack for ProLiant (SPP). Learn more at <a href="http://www.hpe.com/info/smartupdate">http://www.hpe.com/info/smartupdate</a> .
<b>iLO Amplifier Pack</b>	Designed for large enterprise and service provider environments with hundreds of HPE servers, the iLO Amplifier Pack is a free, downloadable open virtual application (OVA) that delivers the power to discover, inventory and update Gen8, Gen9 and Gen10 HPE servers at unmatched speed and scale. Use with an iLO Advanced License to unlock full capabilities. Learn more at <a href="http://www.hpe.com/servers/iLOamplifierpack">http://www.hpe.com/servers/iLOamplifierpack</a> .
<b>HPE iLO Mobile Application</b>	Enables the ability to access, deploy, and manage your server anytime from anywhere from select smartphones and mobile devices. For additional information please visit: <a href="http://www.hpe.com/info/ilo/mobileapp">http://www.hpe.com/info/ilo/mobileapp</a> .
<b>RESTful Interface Tool</b>	RESTful Interface tool (iLOREST) is a single scripting tool to provision using iLO RESTful API to discover and deploy servers at scale. Learn more at <a href="http://www.hpe.com/info/resttool">http://www.hpe.com/info/resttool</a> .
<b>Scripting Tools</b>	Provision one to many servers using your own scripts to discover and deploy with Scripting Tool (STK) for Windows and Linux or Scripting Tools for Windows PowerShell. Learn more at <a href="http://www.hpe.com/servers/stk">http://www.hpe.com/servers/stk</a> or <a href="http://www.hpe.com/servers/powershell">http://www.hpe.com/servers/powershell</a> .
<b>HPE OneView Standard</b>	HPE OneView Standard can be used for inventory, health monitoring, alerting, and reporting without additional fees. It can monitor multiple HPE server generations. The user interface is similar to the HPE OneView Advanced version, but the software-defined functionality is not available. Learn more at <a href="http://www.hpe.com/info/oneview">http://www.hpe.com/info/oneview</a> .
<b>HPE Systems Insight Manager (HPE SIM)</b>	Ideal for environments already using HPE SIM, it allows you to monitor the health of your HPE ProLiant Servers and HPE Integrity Servers. Also provides you with basic support for non-HPE servers. HPE SIM also integrates with Smart Update Manager to provide quick and seamless firmware updates. Learn more at <a href="http://www.hpe.com/info/hpesim">http://www.hpe.com/info/hpesim</a> .

### Security

- UEFI Secure Boot and Secure Start support
- Immutable Silicon Root of Trust
- FIPS 140-2 validation (iLO 5 certification in progress)
- Common Criteria certification (iLO 5 certification in progress)
- Configurable for PCI DSS compliance
- Ability to rollback firmware
- Secure erase of NAND/User data

## Standard Features

TPM (Trusted Platform Module) 1.2 option

TPM (Trusted Platform Module) 2.0 option

---

## Warranty

This product is covered by a global limited warranty and supported by HPE Services and a worldwide network of HPE Authorized Channel Partners resellers. Hardware diagnostic support and repair is available for three years from date of purchase. Support for software and initial setup is available for 90 days from date of purchase. Enhancements to warranty services are available through HPE Pointnext operational services or customized service agreements. Hard drives have either a one year or three year warranty; refer to the specific hard drive QuickSpecs for details.

**NOTE:** Server Warranty includes 3-Year Parts, 3-Year Labor, 3-Year Onsite support with next business day response. Exceptions may apply to certain regions or countries. Warranty repairs may be accomplished through the use of Customer Self Repair (CSR) parts. These parts fall into two categories: 1) Mandatory CSR parts are designed for easy replacement. A travel and labor charge will result when customers decline to replace a Mandatory CSR part; 2) Optional CSR parts are also designed for easy replacement but may involve added complexity; 3) Non CSR parts must be serviced by a trained authorized service engineer. Customers may choose to have Hewlett Packard Enterprise replace Optional CSR parts at no charge. Additional information regarding worldwide limited warranty and technical support is available at: <http://h17007.www1.hpe.com/us/en/enterprise/servers/warranty/>.

## Optional Features

### Server Management

#### **HPE iLO Advanced**

HPE iLO Advanced licenses offer smart remote functionality without compromise, for all HPE ProLiant servers. The license includes the full integrated remote console, virtual keyboard, video, and mouse (KVM), multi-user collaboration, console record and replay, and GUI-based and scripted virtual media and virtual folders. You can also activate the enhanced security and power management functionality. Learn more about HPE iLO Advanced at <http://www.hpe.com/servers/iloadvanced>.

#### **HPE iLO Advanced Premium Security Edition**

HPE iLO Advanced Premium Security Edition for iLO 5 includes iLO Advanced License plus high-end security modes, unique security capabilities, like Automatic FW recovery; Runtime FW verification, and Secure erase. Learn more about HPE iLO Advanced Premium Security Edition at: <http://www.hpe.com/servers/ilopremium>.

---

### One Config Simple (SCE)

SCE is a guided self-service tool to help sales and non-technical people provide customers with initial configurations in 3 to 5 minutes. You may then send the configuration on for configuration help, or use in your existing ordering processes. If you require "custom" rack configuration or configuration for products not available in SCE, please contact Hewlett Packard Enterprise Customer Business Center or an Authorized Partner for assistance.

<https://h22174.www2.hpe.com/SimplifiedConfig/Welcome#>

## Service and Support

### HPE Pointnext - Service and Support

#### Protect your business beyond warranty with HPE Support Services

HPE Pointnext provides a comprehensive portfolio including Advisory and Transformational, Professional, and Operational Services to help accelerate your digital transformation. From the onset of your transformation journey, Advisory and Transformational Services focus on designing the transformation and creating a solution roadmap. Professional Services specializes in creative configurations with flawless and on-time implementation, and on-budget execution. Finally, operational services provides innovative new approaches like Flexible Capacity and Datacenter Care, to keep your business at peak performance. HPE is ready to bring together all the pieces of the puzzle for you, with an eye on the future, and make the complex simple.

---

#### Connect your devices:

Unlock all of the benefits of your technology investment by connecting your products to Hewlett Packard Enterprise. Reduce down time and improve diagnostic accuracy with a single consolidated view of your environment. By connecting, you will receive 24x7 monitoring, pre-failure alerts, automatic call logging, and automatic parts dispatch. HPE Proactive Care Service and HPE Datacenter Care Service customers will also benefit from proactive activities to help prevent issues and increase optimization. All of these benefits are already available to you with your server storage and networking products, securely connected to HPE support. **Learn more about getting connected at <http://www.hpe.com/services/getconnected>**

---

#### Parts and Materials

HPE will provide HPE-supported replacement parts and materials necessary to maintain the covered hardware product in operating condition, including parts and materials for available and recommended engineering improvements. Parts and components that have reached their maximum supported lifetime and/or the maximum usage limitations as set forth in the manufacturer's operating manual, product quick-specs, or the technical product data sheet will not be provided, repaired, or replaced as part of these services. The defective media retention service feature option applies only to Disk or eligible SSD/Flash Drives replaced by HPE due to malfunction.

#### Other related Services

##### HPE Server Hardware Installation

Provides for the basic hardware installation of HPE branded servers, storage devices and networking options to assist you in bringing your new hardware into operation in a timely and professional manner.

**<https://www.hpe.com/h20195/V2/GetPDF.aspx/5981-9356EN.pdf>**

---

#### HPE Education Services

Keep your IT staff trained making sure they have the right skills to deliver on your business outcomes. Book on a class today and learn how to get the most from your technology investment. **<http://www.hpe.com/ww/learn>**

---

#### HPE Support Center

The HPE Support Center is a personalized online support portal with access to information, tools and experts to support HPE business products. Submit support cases online, chat with HPE experts, access support resources or collaborate with peers. Learn more **<http://www.hpe.com/support/hpesc>**

HPE's Support Center Mobile App\* allows you to resolve issues yourself or quickly connect to an agent for live support. Now, you can get access to personalized IT support anywhere, anytime.

HPE Insight Remote Support and HPE Support Center are available at no additional cost with a HPE warranty, HPE Support Service or HPE contractual support agreement.

\*HPE Support Center Mobile App is subject to local availability.

For more information: **<http://www.hpe.com/services>**



## Pre-configured Models

	Entry Models	Performance Models
<b>[SKU Number]</b>	878450-xx1	878452-xx1
<b>Model Name</b>	HPE ProLiant ML110 Gen10 3104 8GB-R S100i 4LFF NHP SATA 350W PS Entry Server	HPE ProLiant ML110 Gen10 4110 16GB-R S100i 4LFF SATA 550W PS Perf Server
<b>Processor</b>	3104 (6-Core, 1.7 GHz, 85W)	4110 (8-Core, 2.1 GHz, 85W)
<b>Number of Processors</b>	One processor	
<b>Memory</b>	8 GB RDIMM DDR4 2666 MT/s (1x 8 GB) <b>NOTE: running at 2133 MT/s due to Processor limitation.</b>	16 GB RDIMM DR 2666 MT/s (1x 16 GB) <b>NOTE: running at 2400 MT/s due to Processor limitation.</b>
<b>Network Controller</b>	Embedded 2-Port 1GbE HPE Ethernet 1Gb 2-port 332i Adapter	
<b>Storage Controller</b>	Embedded SW RAID with 10 SATA ports	
<b>Hard Drive</b>	None ship as standard	
<b>Internal Storage</b>	4 LFF HDD Bays (Non Hot Plug)	4 LFF HDD Bays (Hot Plug)
<b>Optical Drive Bay</b>	1; (Optional: DVD-ROM, DVD-RW)	
<b>Optical Drive</b>	None ship as standard	
<b>PCI-Express Slots</b>	5 PCIe 3.0 slots	
<b>Power Supply</b>	(1) 350W ATX Power Supply	(1) 550W ATX Power Supply
<b>Fans</b>	2 non-hot plug, non-redundant	
<b>Management</b>	HPE iLO Standard with Intelligent Provisioning (embedded), HPE OneView Standard (requires download); HPE iLO Advanced(optional), HPE iLO Advanced Premium Security Edition (optional)	
<b>Energy Star</b>	2.1 certified	
<b>Form Factor</b>	Tower (4.5U)	
<b>Warranty</b>	3-year parts, 3-year labor, 3-year onsite support with next business day response.	

<b>Country Code Key</b>	xx1 = B21	Worldwide
	xx1 = 001	US
	xx1 = 031	UK
	xx1 = 291	Japan
	xx1 = 371	AP
	xx1 = 421	EU
	xx1 = AA1	PRC

**NOTE:** The -B21 WW SKU is to be ordered in all countries other than Japan.

## Configuration Information - Factory Integrated Models

This section lists some of the steps required to configure a Factory Integrated Model. To ensure only valid configurations are ordered, Hewlett Packard Enterprise recommends the use of an HPE approved configurator. Contact your local sales representative for information on configurable product offerings and requirements.

1. Factory Integrated Models must start with a CTO Server.
2. FIO indicates that this option is only available as a factory installable option.
3. All Factory Integrated Models will be populated with sufficient hard drive blanks based on the number of initial hard drives ordered with the server.
4. Some options may not be integrated at the factory. Contact your local sales representative for additional information.

### Step 1: Base Configuration (choose one of the following configurable models)

<b>CTO Server</b>	HPE ProLiant ML110 Gen10 4LFF Non Hot Plug Configure-to-order Server	HPE ProLiant ML110 Gen10 4LFF Configure-to-order Server	HPE ProLiant ML110 Gen10 8SFF Configure-to-order Server
<b>SKU Number</b>	872305-B21	872307-B21	872309-B21
<b>Processor</b>	Not included as standard		
<b>DIMM Slots</b>	6 DIMM slots for RDIMM DDR4 Memory		
<b>Storage Controller</b>	Embedded SW RAID with 10 SATA ports, or choice of HPE PCIe Smart Array controller		
<b>PCIe</b>	5 PCIe 3.0 Slots		
<b>Drive Cage - included</b>	4 LFF Non Hot Plug	4 LFF Hot Plug	8 SFF Hot Plug
<b>Network Controller</b>	Embedded 2-Port 1GbE HPE Ethernet 1Gb 2-port 332i Adapter		
<b>Fans</b>	2 non-hot plug, non-redundant		
<b>Management</b>	HPE iLO Standard with Intelligent Provisioning (embedded), HPE OneView Standard (requires download); HPE iLO Advanced(optional), HPE iLO Advanced Premium Security Edition (optional)		
<b>USB</b>	2 front, 2 internal, 4 rear		

### Step 2a: Choose Required Options - Processors

(only one of the following from each list unless otherwise noted)

#### Processor Option Kits

	Required Processor
HPE ML110 Gen10 Intel® Xeon-Gold 5122 (3.6GHz/4-core/105W) FIO Processor Kit	872308-L21
HPE ML110 Gen10 Intel® Xeon-Gold 5120 (2.2GHz/14-core/105W) FIO Processor Kit	872306-L21
HPE ML110 Gen10 Intel® Xeon-Silver 4112 (2.6GHz/4-core/85W) FIO Processor Kit	872296-L21
HPE ML110 Gen10 Intel® Xeon-Silver 4110 (2.1GHz/8-core/85W) FIO Processor Kit	876918-L21
HPE ML110 Gen10 Intel® Xeon-Silver 4108 (1.8GHz/8-core/85W) FIO Processor Kit	876917-L21
HPE ML110 Gen10 Intel® Xeon-Bronze 3106 (1.7GHz/8-core/85W) FIO Processor Kit	876916-L21
HPE ML110 Gen10 Intel® Xeon-Bronze 3104 (1.7GHz/6-core/85W) FIO Processor Kit	876915-L21

### Step 2b: Choose Memory Options

Please select one or more memory from below.

For new Gen10 memory population rule whitepaper and optimal memory performance guidelines, please go to:

<https://www.hpe.com/docs/memory-population-rules>

For Gen10 memory speed table, please go to: <https://www.hpe.com/docs/memory-speed-table>

For memory Reliability, Accessibility, Serviceability (RAS) features whitepaper like Gen10 Fast Fault Tolerance and legacy mirrored memory feature etc. please go to: <http://www.hpe.com/docs/memory-ras-feature>

**NOTE:** Memory DIMM availability with a server platform is dependent upon completion of certification testing.

## Configuration Information - Factory Integrated Models

**NOTE:** The maximum memory speed is a function of the memory type, memory configuration, and processor model.

HPE 8GB (1x8GB) Single Rank x8 DDR4-2666 CAS-19-19-19 Registered Smart Memory Kit	815097-B21
HPE 8GB (1x8GB) Single Rank x8 DDR4-2666 CAS-19-19-19 Registered Standard Memory Kit	867853-B21
HPE 16GB (1x16GB) Single Rank x4 DDR4-2666 CAS-19-19-19 Registered Smart Memory Kit	815098-B21
HPE 16GB (1x16GB) Single Rank x4 DDR4-2666 CAS-19-19-19 Registered Standard Memory Kit	867855-B21
HPE 32GB (1x32GB) Dual Rank x4 DDR4-2666 CAS-19-19-19 Registered Smart Memory Kit	815100-B21

### Step 2c: Choose Power Supplies

Select one or two power supplies from below.

**NOTE:** Prior to selecting a power supply option, it is highly recommended that you review your server configuration in the HPE Power Advisor tool to determine the right size power supply for your server configuration. The HPE Power Advisor is located at: <http://www.hpe.com/info/hppoweradvisor>.

**NOTE:** By RPS Enablement Kit power options, mixing of power supplies in the same RPS enablement kit is not supported. All power supplies must be of the same input voltage, output rating, and efficiency rating. If non-matching power supplies are installed, you may receive an error message and/or experience operational issues with your server.

HPE ML110 Gen10 350W ATX FIO PS Kit	867876-B21
HPE ML110 Gen10 550W ATX Power Supply Kit	874009-B21
HPE 800W Flex Slot Platinum Hot Plug Low Halogen Power Supply Kit	865414-B21
HPE ML110 Gen10 Redundant Power Supply Enablement Kit	867875-B21

### Step 3: Choose Additional Factory Integratable Options

One of the following from each list may be selected if desired at time of factory integration

HPE Legacy FIO Mode Setting	758959-B22
-----------------------------	------------

**NOTE:** UEFI is the default, this FIO part can be used for CTO to enable Legacy mode.

## Core Options

**NOTE:** Some options may not be integrated at the factory. To ensure only valid configurations are ordered, Hewlett Packard Enterprise recommends the use of an HPE approved configurator. Contact your local sales representative for additional information. Note the **Cabling Matrix** can help to explain the cable routing for each option:

### HPE Unique Options

HPE ML110 Gen10 4LFF Drive Backplane Cage Kit	869491-B21
<b>NOTE:</b> The 4 LFF hot-plug drive cage can be installed in both box 1 and box 2. Follow the same installation procedure.	
HPE ML110 Gen10 4LFF Non Hot Plug Drive Cage Kit	874008-B21
<b>NOTE:</b> The 4 LFF Non hot-plug drive cage can be installed in both box 1 and box 2. Follow the same installation procedure.	
HPE ML110 Gen10 8SFF Drive Backplane Cage Kit	874007-B21
<b>NOTE:</b> The 8SFF hot-plug drive cage can be installed in both box 1 and box 2. Follow the same installation procedure.	
HPE ML110 Gen10 Redundant Power Supply Enablement Kit	867875-B21
<b>NOTE:</b> This kit is also required to support an optional redundant fan kit.	
HPE ML110 Gen10 Redundant Fan with 4 Fans Kit	869489-B21
<b>NOTE:</b> When one of the following scenarios occurs, the server requires a Redundant Fan with a 800W Redundant Power Supply to be installed.	
1. When a second HDD cage is installed and the SAS HDDs are running at 15K RPM.	
2. When a SAS SSD is installed.	
3. If one fan fails, the system will be required to continue operating with a Redundant Fan. This condition is indicated by a flashing amber Health LED.	
4. When the system requirements are to meet the A3 extended operating environment.	
HPE ML110 Gen10 Serial Port Kit	874010-B21
HPE ML110 Gen10 550W ATX Power Supply Kit	874009-B21
<b>NOTE:</b> Prior to selecting a power supply option, it is highly recommended that you review your server configuration in the HPE Power Advisor tool to determine the right size power supply for your server configuration. The HPE Power Advisor is located at: <a href="http://www.hpe.com/info/hppoweradvisor">http://www.hpe.com/info/hppoweradvisor</a>	

### Memory Selection

To streamline the configuration process for HPE ProLiant Gen10 servers and to provide the best product availability, HPE recommends memory from the list located here: <http://www.hpe.com/products/recommend>. Best product availability is limited to US, Canada, and Latin America at this time.

#### HPE DDR4 SmartMemory

HPE 8GB (1x8GB) Single Rank x8 DDR4-2666 CAS-19-19-19 Registered Smart Memory Kit	815097-B21
HPE 16GB (1x16GB) Single Rank x4 DDR4-2666 CAS-19-19-19 Registered Smart Memory Kit	815098-B21
HPE 32GB (1x32GB) Dual Rank x4 DDR4-2666 CAS-19-19-19 Registered Smart Memory Kit	815100-B21

#### HPE DDR4 Standard Memory

HPE 8GB (1x8GB) Single Rank x8 DDR4-2666 CAS-19-19-19 Registered Standard Memory Kit	867853-B21
HPE 16GB (1x16GB) Single Rank x4 DDR4-2666 CAS-19-19-19 Registered Standard Memory Kit	867855-B21

**NOTE:** Memory DIMM availability with a server platform is dependent upon completion of certification testing.

**NOTE:** The maximum memory speed is a function of the memory type, memory configuration, and processor model.

### HPE Optical Drives

HPE 9.5mm SATA DVD-ROM JackBlack Gen9 Optical Drive	726536-B21
HPE 9.5mm SATA DVD-RW JackBlack G9 Optical Drive	726537-B21

## Core Options

### HPE Drives

#### Enterprise - 12G SAS - SFF Drives

HPE 300GB SAS 12G Enterprise 15K SFF (2.5in) SC 3yr Wty Digitally Signed Firmware HDD	870753-B21
HPE 300GB SAS 12G Enterprise 10K SFF (2.5in) SC 3yr Wty Digitally Signed Firmware HDD	872475-B21
HPE 600GB SAS 12G Enterprise 15K SFF (2.5in) SC 3yr Wty Digitally Signed Firmware HDD	870757-B21
HPE 600GB SAS 12G Enterprise 15K SFF (2.5in) SC 3yr Wty 512e Digitally Signed Firmware HDD	870763-B21
HPE 600GB SAS 12G Enterprise 10K SFF (2.5in) SC 3yr Wty Digitally Signed Firmware HDD	872477-B21
HPE 900GB SAS 12G Enterprise 15K SFF (2.5in) SC 3yr Wty Digitally Signed Firmware HDD	870759-B21
HPE 900GB SAS 12G Enterprise 15K SFF (2.5in) SC 3yr Wty 512e Digitally Signed Firmware HDD	870765-B21
HPE 1.2TB SAS 12G Enterprise 10K SFF (2.5in) SC 3yr Wty Digitally Signed Firmware HDD	872479-B21
HPE 1.8TB SAS 12G Enterprise 10K SFF (2.5in) SC 3yr Wty 512e Digitally Signed Firmware HDD	872481-B21
HPE 2.4TB SAS 12G Enterprise 10K SFF (2.5in) SC 3yr Wty 512e Digitally Signed Firmware HDD	881457-B21

#### Enterprise - 12G SAS - LFF Drives

HPE 300GB SAS 12G Enterprise 15K LFF (3.5in) LPC 3yr Wty Digitally Signed Firmware HDD	870755-B21
--	------------

#### Midline - 12G SAS - SFF Drives

HPE 1TB SAS 12G Midline 7.2K SFF (2.5in) SC 1yr Wty Digitally Signed Firmware HDD	832514-B21
HPE 1TB SAS 12G Midline 7.2K SFF (2.5in) SC 1yr Wty 512e Digitally Signed Firmware HDD	765464-B21
HPE 2TB SAS 12G Midline 7.2K SFF (2.5in) SC 1yr Wty 512e HDD	765466-B21

#### Midline - 12G SAS - LFF Drives

HPE 2TB SAS 12G Midline 7.2K LFF (3.5in) LP 1yr Wty Digitally Signed Firmware HDD	833926-B21
HPE 4TB SAS 12G Midline 7.2K LFF (3.5in) LP 1yr Wty Digitally Signed Firmware HDD	833928-B21
HPE 8TB SAS 12G Midline 7.2K LFF (3.5in) LP 1yr Wty 512e Digitally Signed Firmware HDD	834031-B21
HPE 10TB SAS 12G Midline 7.2K LFF (3.5in) LP 1yr Wty Helium 512e Digitally Signed Firmware HDD	857646-B21

#### Midline - 6G SATA - SFF Drives

HPE 1TB SATA 6G Midline 7.2K SFF (2.5in) SC 1yr Wty Digitally Signed Firmware HDD	655710-B21
HPE 2TB SATA 6G Midline 7.2K SFF (2.5in) SC 1yr Wty 512e Digitally Signed Firmware HDD	765455-B21

#### Midline - 6G SATA - LFF Drives

HPE 1TB SATA 6G Midline 7.2K LFF (3.5in) LP 1yr Wty Digitally Signed Firmware HDD	861686-B21
HPE 1TB SATA 6G Midline 7.2K LFF (3.5in) RW 1yr Wty HDD	801882-B21
HPE 2TB SATA 6G Midline 7.2K LFF (3.5in) LP 1yr Wty Digitally Signed Firmware HDD	861681-B21
HPE 3TB SATA 6G Midline 7.2K LFF (3.5in) LP 1yr Wty Digitally Signed Firmware HDD	861688-B21
HPE 4TB SATA 6G Midline 7.2K LFF (3.5in) LP 1yr Wty Digitally Signed Firmware HDD	861683-B21
HPE 4TB SATA 6G Midline 7.2K LFF (3.5in) RW 1yr Wty HDD	801888-B21
HPE 4TB SATA 6G Midline 7.2K LFF (3.5in) LP 1yr Wty 512e HDD	861744-B21
HPE 6TB SATA 6G Midline 7.2K LFF (3.5in) LP 1yr Wty 512e HDD	861742-B21
HPE 8TB SATA 6G Midline 7.2K LFF (3.5in) LP 1yr Wty Helium 512e Digitally Signed Firmware HDD	861596-B21
HPE 8TB SATA 6G Midline 7.2K LFF (3.5in) LP 1yr Wty 512e Digitally Signed Firmware HDD	834028-B21
HPE 10TB SATA 6G Midline 7.2K LFF (3.5in) LP 1yr Wty Helium 512e Digitally Signed Firmware HDD	857650-B21

### SSD Selection

To streamline the configuration process for HPE ProLiant Gen10 servers and to provide the best product availability, HPE recommends SSDs from the list located here: <http://www.hpe.com/products/recommend>.

#### Write Intensive - 12G SAS - SFF - Solid State Drives

HPE 400GB SAS 12G Write Intensive SFF (2.5in) SC 3yr Wty Digitally Signed Firmware SSD	873351-B21
HPE 800GB SAS 12G Write Intensive SFF (2.5in) SC 3yr Wty Digitally Signed Firmware SSD	873355-B21
HPE 1.6TB SAS 12G Write Intensive SFF (2.5in) SC 3yr Wty Digitally Signed Firmware SSD	873357-B21

#### Read Intensive - 6G SATA - SFF - Solid State Drives

HPE 240GB SATA 6G Read Intensive SFF (2.5in) SC 3yr Wty Digitally Signed Firmware SSD	875503-B21
HPE 240GB SATA 6G Read Intensive SFF (2.5in) SC 3yr Wty Digitally Signed Firmware SSD	868814-B21
HPE 480GB SATA 6G Read Intensive SFF (2.5in) SC 3yr Wty Digitally Signed Firmware SSD	877746-B21

## Core Options

HPE 480GB SATA 6G Read Intensive SFF (2.5in) SC 3yr Wty Digitally Signed Firmware SSD	875509-B21
HPE 960GB SATA 6G Read Intensive SFF (2.5in) SC 3yr Wty Digitally Signed Firmware SSD	877752-B21
HPE 960GB SATA 6G Read Intensive SFF (2.5in) SC 3yr Wty Digitally Signed Firmware SSD	875511-B21
HPE 1.92TB SATA 6G Read Intensive SFF (2.5in) SC 3yr Wty Digitally Signed Firmware SSD	877758-B21
HPE 1.92TB SATA 6G Read Intensive SFF (2.5in) SC 3yr Wty Digitally Signed Firmware SSD	875513-B21
HPE 3.84TB SATA 6G Read Intensive SFF (2.5in) SC 3yr Wty Digitally Signed Firmware SSD	877764-B21
<b>Read Intensive - 6G SATA - LFF - Solid State Drives</b>	
HPE 960GB SATA 6G Read Intensive LFF (3.5in) LPC 3yr Wty Digitally Signed Firmware SSD	877756-B21
HPE 1.92TB SATA 6G Read Intensive LFF (3.5in) LPC 3yr Wty Digitally Signed Firmware SSD	877762-B21
<b>Read Intensive - 6G SAS - SFF - Solid State Drives</b>	
HPE 960GB SAS 12G Read Intensive SFF (2.5in) SC 3yr Wty Digitally Signed Firmware SSD	872390-B21
HPE 1.92TB SAS 12G Read Intensive SFF (2.5in) SC 3yr Wty Digitally Signed Firmware SSD	872392-B21
HPE 3.84TB SAS 12G Read Intensive SFF (2.5in) SC 3yr Wty Digitally Signed Firmware SSD	872394-B21
HPE 7.68TB SAS 12G Read Intensive SFF (2.5in) SC 3yr Wty Digitally Signed Firmware SSD	870144-B21
<b>Mixed Use - 12G SAS - SFF - Solid State Drives</b>	
HPE 400GB SAS 12G Mixed Use SFF (2.5in) SC 3yr Wty Digitally Signed Firmware SSD	872374-B21
HPE 400GB SAS 12G Mixed Use SFF (2.5in) SC 3yr Wty Digitally Signed Firmware SSD	873359-B21
HPE 800GB SAS 12G Mixed Use SFF (2.5in) SC 3yr Wty Digitally Signed Firmware SSD	872376-B21
HPE 800GB SAS 12G Mixed Use SFF (2.5in) SC 3yr Wty Digitally Signed Firmware SSD	873363-B21
HPE 1.6TB SAS 12G Mixed Use SFF (2.5in) SC 3yr Wty Digitally Signed Firmware SSD	872382-B21
HPE 1.6TB SAS 12G Mixed Use SFF (2.5in) SC 3yr Wty Digitally Signed Firmware SSD	873365-B21
HPE 3.2TB SAS 12G Mixed Use SFF (2.5in) SC 3yr Wty Digitally Signed Firmware SSD	872386-B21
HPE 3.2TB SAS 12G Mixed Use SFF (2.5in) SC 3yr Wty Digitally Signed Firmware SSD	873367-B21
<b>Mixed Use - 6G SATA - SFF - Solid State Drives</b>	
HPE 240GB SATA 6G Mixed Use SFF (2.5in) SC 3yr Wty Digitally Signed Firmware SSD	880295-B21
HPE 240GB SATA 6G Mixed Use SFF (2.5in) SC 3yr Wty Digitally Signed Firmware SSD	875483-B21
HPE 480GB SATA 6G Mixed Use SFF (2.5in) SC 3yr Wty Digitally Signed Firmware SSD	877776-B21
HPE 480GB SATA 6G Mixed Use SFF (2.5in) SC 3yr Wty Digitally Signed Firmware SSD	875470-B21
HPE 960GB SATA 6G Mixed Use SFF (2.5in) SC 3yr Wty Digitally Signed Firmware SSD	877782-B21
HPE 960GB SATA 6G Mixed Use SFF (2.5in) SC 3yr Wty Digitally Signed Firmware SSD	875474-B21
HPE 1.92TB SATA 6G Mixed Use SFF (2.5in) SC 3yr Wty Digitally Signed Firmware SSD	877788-B21
HPE 1.92TB SATA 6G Mixed Use SFF (2.5in) SC 3yr Wty Digitally Signed Firmware SSD	875478-B21
<b>M.2 Selection</b>	
<b>NOTE:</b> Requires the M.2 universal enablement card kit (878783-B21) and use S100i SATA controller only.	
<b>NOTE:</b> Installation of the M.2 universal enablement card kit is limited to PCIe slot 1, 2, 3 or 4. Max. in ML350 Gen10 is one M.2 enablement card kit.	
<b>NOTE:</b> M.2 supports Software RAID only.	
<b>Mixed Use - SATA - M.2 - Solid State Drives</b>	
HPE 240GB SATA 6G Mixed Use M.2 2280 3yr Wty Digitally Signed Firmware SSD	875488-B21
HPE 480GB SATA 6G Mixed Use M.2 2280 3yr Wty Digitally Signed Firmware SSD	875490-B21
<b>NOTE:</b> Requires the M.2 universal enablement card kit (878783-B21) and use S100i SATA controller only.	
<b>NOTE:</b> M.2 supports Software RAID only.	
<b>Read Intensive - 6G SATA - M.2 - Solid State Drives</b>	
HPE 150GB SATA 6G Read Intensive M.2 2280 3yr Wty Digitally Signed Firmware SSD	875317-B21
<b>NOTE:</b> Requires the M.2 universal enablement card kit (878783-B21) and use S100i SATA controller only.	
<b>NOTE:</b> M.2 supports Software RAID only.	
<b>Hard Drive Blank Kits</b>	
HPE Gen9 LFF HDD Spade Blank Kit	807878-B21
HPE Small Form Factor Hard Drive Blank Kit	666987-B21



## Core Options

### Hard Drive Kits

HPE Universal SATA HHHL 3yr Wty M.2 Kit	878783-B21
---	------------

### HPE Networking

#### 1 Gigabit Ethernet adapters

HPE Ethernet 1Gb 4-port 331T Adapter	647594-B21
HPE Ethernet 1Gb 2-port 332T Adapter	615732-B21
HPE Ethernet 1Gb 2-port 361T Adapter	652497-B21
HPE Ethernet 1Gb 4-port 366T Adapter	811546-B21

#### 10 Gigabit Ethernet adapters

HPE Ethernet 10Gb 2-port 530SFP Adapter	652503-B21
HPE Ethernet 10Gb 2-port 530T Adapter	656596-B21
HPE Ethernet 10Gb 2-port 535T Adapter	813661-B21
HPE Ethernet 10Gb 2-port 562SFP+ Adapter	727055-B21
HPE Ethernet 10Gb 2-port 562T Adapter	817738-B21

**NOTE:** The ML110 Gen10 ships with 2x 1 Gb Embedded.

**NOTE:** A minimum of two Gigabytes (2 GB) of server memory is required per each adapter.

**NOTE:** Direct Attach Cable (DAC) for copper environments or fiber transceivers and cables for fiber-optic environments must be purchased separately. Please see the related NIC QuickSpecs for Technical Specifications and additional information:

<http://www.hpe.com/us/en/product-catalog/servers/server-adapters.hits-12.html>

### HPE Power Supplies

HPE 800W Flex Slot Platinum Hot Plug Low Halogen Power Supply Kit	865414-B21
<b>NOTE:</b> Flex Slot Platinum power supplies support power efficiency of up to 94% and include a standard C-14 power inlet connector.	
HPE ML110 Gen10 550W ATX Power Supply Kit	874009-B21
HPE ML110 Gen10 Redundant Power Supply Enablement Kit	867875-B21

### HPE Cooling Options

HPE ML110 Gen10 Redundant Fan with 4 Fans Kit	869489-B21
---	------------

**NOTE:** When one of the following scenarios occurs, the server requires a Redundant Fan with a 800W Redundant Power Supply to be installed.

1. When a second HDD cage is installed and the SAS HDDs are running at 15K RPM.
2. When a SAS SSD is installed.
3. If one fan fails, the system will be required to continue operating with a Redundant Fan. This condition is indicated by a flashing amber Health LED.
4. When the system requirements are to meet the A3 extended operating environment.

## Additional Options

### Embedded Management

#### HPE iLO Advanced

HPE iLO Advanced including 1yr 24x7 Technical Support and Updates E-LTU	E6U59ABE
HPE iLO Advanced including 1yr 24x7 Technical Support and Updates 1-server LTU	512485-B21
HPE iLO Advanced including 1yr 24x7 Technical Support and Updates Flexible Quantity LTU	512486-B21
HPE iLO Advanced including 1yr 24x7 Technical Support and Updates Tracking LTU	512487-B21
HPE iLO Advanced including 3yr 24x7 Technical Support and Updates E-LTU	E6U64ABE
HPE iLO Advanced including 3yr 24x7 Tech Support and Updates 1-server LTU	BD505A
HPE iLO Advanced including 3yr 24x7 Tech Support and Updates Flexible Quantity LTU	BD506A
HPE iLO Advanced including 3yr 24x7 Tech Support and Updates Tracking LTU	BD507A

#### HPE iLO Essentials

HPE iLO Essentials including 1yr 24x7 Tech Support and Updates 1-server LTU	BD775A
HPE iLO Essentials including 1yr 24x7 Technical Support and Updates E-LTU	E6U62ABE
HPE iLO Essentials including 3yr 24x7 Tech Support and Updates 1-server LTU	BD774A
HPE iLO Essentials including 3yr 24x7 Technical Support and Updates E-LTU	E6U61ABE

### HPE Security

HPE Trusted Platform Module 2.0 Gen10 Option	864279-B21
--	------------

**NOTE:** HPE Trusted Platform Module 2.0 option works with Gen10 servers with UEFI Mode not Legacy Mode. It is

not compatible with HPE ProLiant Gen8 servers or earlier generation variants.

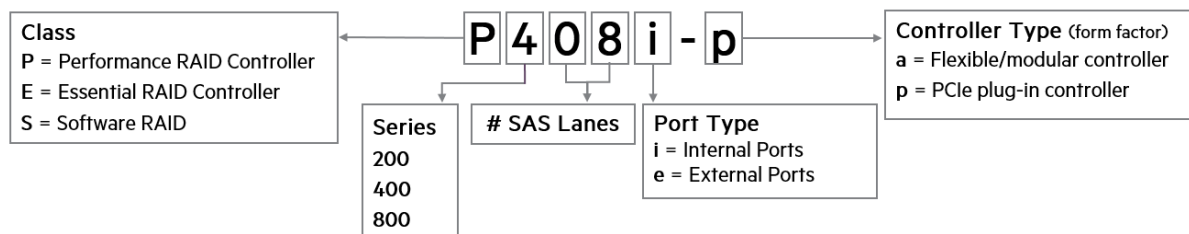
**NOTE:** HPE server systems can have a TPM module (of any type) installed only once. It cannot be replaced with

any other TPM module.

**NOTE:** There is a FIO setting to allow this TPM module to operate in a TPM 1.2 mode (872108-B21).

### HPE Smart Array Controllers

The Gen10 controller naming framework has been updated to simplify identification as depicted below. For a more detailed breakout of the available Gen10 Smart Array controllers visit the [HPE Smart Array Gen10 Controllers Data Sheet](#).



#### Performance RAID Controllers

**NOTE:** All performance RAID controllers are supported by the HPE Smart Storage Battery (875241-B21), which supports multiple devices and is sold separately.

HPE Smart Array P408i-p SR Gen10 (8 Internal Lanes/2GB Cache) 12G SAS PCIe Plug-in Controller	830824-B21
HPE Smart Array P408e-p SR Gen10 (8 External Lanes/4GB Cache) 12G SAS PCIe Plug-in Controller	804405-B21

#### Essential RAID Controllers

HPE Smart Array E208i-p SR Gen10 (8 Internal Lanes/No Cache) 12G SAS PCIe Plug-in Controller	804394-B21
HPE Smart Array E208e-p SR Gen10 (8 External Lanes/No Cache) 12G SAS PCIe Plug-in Controller	804398-B21

## Additional Options

### Optional Software

HPE Smart Array SR Secure Encryption (Data at Rest Encryption/per Server Entitlement) E-LTU	Q2F26AAE
HPE Smart Array SR SmartCache (Single Key/Single Server) LTU	D7S26A
HPE Smart Array SR SmartCache (Single Key/Multiple Servers) LTU	D7S27A
HPE Smart Array SR SmartCache (Single Key/Multiple Servers) E-LTU	D7S27AAE

**NOTE:** SmartCache is offered on HPE Smart Array performance RAID controllers.

### Optional Upgrades

HPE 96W Smart Storage Battery (up to 20 Devices/260mm Cable) Kit	875242-B21
--	------------

**NOTE:** Provides backup power for multiple HPE Smart Array controllers or other devices. Is required with performance RAID controllers.

### HPE Tape Backup

**NOTE:** For the complete range of tape drives, autoloaders, libraries and media see:  
<https://www.hpe.com/us/en/storage/storeever-tape-storage.html> For hardware and software compatibility of Hewlett Packard Enterprise tape backup products  
<http://www.hpe.com/storage/BURACompatibility>.

### HPE USB and SD Options

#### HPE Enterprise Mainstream Flash Media Kits for Memory Cards

HPE 32GB microSD Mainstream Flash Media Kit	700139-B21
HPE 8GB microSD Enterprise Mainstream Flash Media Kit	726116-B21
HPE 8GB USB Enterprise Mainstream Flash Media Drive Key Kit	737953-B21
HPE Dual 8GB microSD Enterprise Midline USB Kit	741279-B21

### Rail Kits

HPE ML Gen10 Tower to Rack Conversion Kit with Sliding Rail Rack Shelf and Cable Management Arm	874578-B21
---	------------

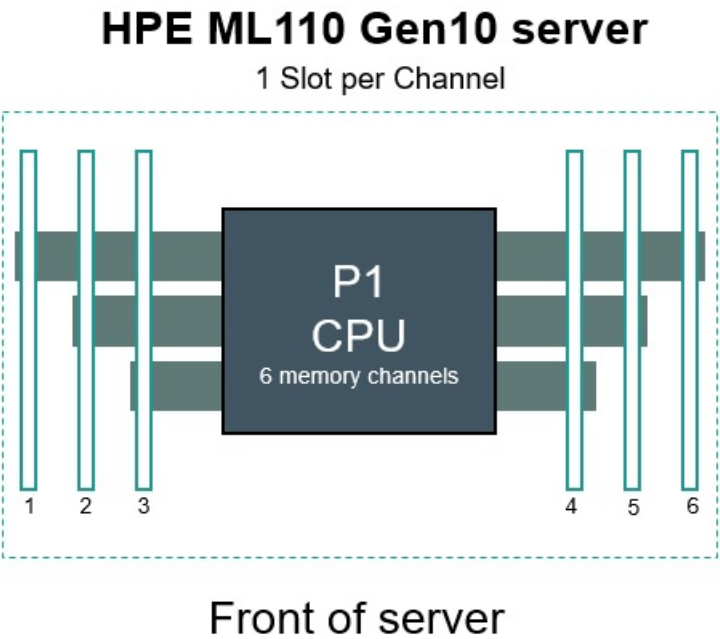
**NOTE:** Easy install rack rail tray which takes up 1U height in a standard rack facility. This kit is supported in both ML350 and ML110 Gen10 for tower to rack conversion.

### HPE Support Services

HPE 3Y FC 24x7 ML110 Gen10 SVC	H9CH9E
HPE 3Y FC 24x7 wDMR ML110 Gen10 SVC	H9CJ0E
HPE 3Y FC 24x7 wCDMR ML110 Gen10 SVC	H9CJ1E
HPE 3Y PC 24x7 ML110 Gen10 SVC	H9CJ2E
HPE 3Y PC 24x7 wDMR ML110 Gen10 SVC	H9CJ3E
HPE 3Y PC 24x7 wCDMR ML110 Gen10 SVC	H9CJ4E
HPE Installation ML310e/ML110 Service	U6G21E
HPE Installation and Startup ML310e Service	U6G23E

Memory

Memory Population guidelines



HPE ProLiant Gen10 6 slot per CPU DIMM population order						
1 DIMM				4		
2 DIMMs				4	5	
3 DIMMs				4	5	6
4 DIMMs		2	3	4	5	
5 DIMMs*		2	3	4	5	6
6 DIMMs	1	2	3	4	5	6
* Unbalanced, not recommended						

General Memory Population Rules and Guidelines:

- Install DIMMs only if the corresponding processor is installed.
- White DIMM slots denote the first slot to be populated in a channel.
- Mixing of DIMM types (UDIMM, RDIMM, and LRDIMM) is not supported.
- The maximum memory speed is a function of the memory type, memory configuration, and processor model.
- The maximum memory capacity is a function of the number of DIMM slots on the platform, the largest DIMM capacity qualified on the platform, the number and model of installed processors qualified on the platform.
- For details on the HPE Server Memory Options Population Rules, visit:  
<http://www.hpe.com/docs/memory-population-rules>.
- To realize the performance memory capabilities listed in this document, HPE DDR4 SmartMemory is required. For additional information, please see the [HPE DDR4 SmartMemory QuickSpecs](#).

## Memory

DIMM Type	Register DIMM (RDIMM)				
HPE SKU P/N	815097-B21	867853-B21	815098-B21	867855-B21	815100-B21
SKU Description	HPE 8GB 1Rx8 PC4-2666V-R Kit	HPE 8GB 1Rx8 PC4-2666V-R STND Kit	HPE 16GB 1Rx4 PC4-2666V-R Kit	HPE 16GB 1Rx4 PC4-2666V-R STND Kit	HPE 32GB 2Rx4 PC4-2666V-R Kit
DIMM Rank ->	Single Rank (1R)	Single Rank (1R)	Single Rank (1R)	Single Rank (1R)	Dual Rank (2R)
DIMM Capacity ->	8GB	8GB	16GB	16GB	32GB
Voltage	1.2V	1.2V	1.2V	1.2V	1.2V
DRAM depth [bit]	1Gb	1Gb	2Gb	2Gb	2Gb
DRAM Width [bit]	x8	x8	x4	x4	x4
DRAM Density	8Gb	8Gb	8Gb	8Gb	8Gb
CAS Latency	19-19-19	19-19-19	19-19-19	19-19-19	19-19-19
DIMM Native Speed (MT/s)	2666 MT/s	2666 MT/s	2666 MT/s	2666 MT/s	2666 MT/s
<b>Intel Xeon®Silver 41xx/ Gold 51xx Processors Officially Supported Memory Speed (MT/s)</b>					
1 DIMM Per Channel	2400 MT/s	2400 MT/s	2400 MT/s	2400 MT/s	2400 MT/s
<b>Intel Xeon®Bronze 31xx Processors Officially Supported Memory Speed (MT/s)</b>					
1 DIMM Per Channel	2133 MT/s	2133 MT/s	2133 MT/s	2133 MT/s	2133 MT/s
<b>HPE Server Memory Speed (MT/s): Intel Xeon®Silver 41xx/ Gold 51xx Processors *</b>					
1 DIMM Per Channel	2400 MT/s	2400 MT/s	2400 MT/s	2400 MT/s	2400 MT/s
<b>HPE Server Memory Speed (MT/s): Intel Xeon®Bronze 31xx Processors *</b>					
1 DIMM Per Channel	2133 MT/s	2133 MT/s	2133 MT/s	2133 MT/s	2133 MT/s

**NOTE:** The maximum memory speed is a function of the memory type, memory configuration, and processor model.

For details on the HPE Server Memory speed, visit: <https://www.hpe.com/docs/memory-speed-table>

### Standard and Maximum Memory Capacity (Pre-configured Models)

Pre Configured Models	Standard Memory	Maximum Memory Plus Optional Memory	Standard Memory Replaced with Optional Memory
3104	8 GB (1x8 GB RDIMM )	168 GB (8GB + 5x32GB)	192 GB (6x32 GB)
4110	16 GB (1x16 GB RDIMM)	176 GB (16GB + 5x32 GB)	192 GB (6x32 GB)

### DDR4 memory options part number decoder

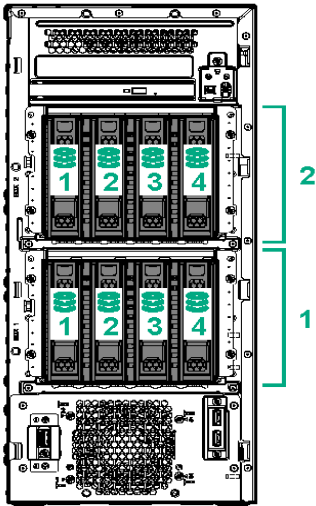
**NOTE:** Capacity references are rounded to the common gigabyte (GB) values.

- 8GB = 8,192 MB
- 16GB = 16,384 MB
- 32GB = 32,768 MB

For more information on memory, please see the Memory QuickSpecs: [HPE DDR4 SmartMemory](#)

Storage

4-bay LFF non-hot-plug / hot-plug drive model



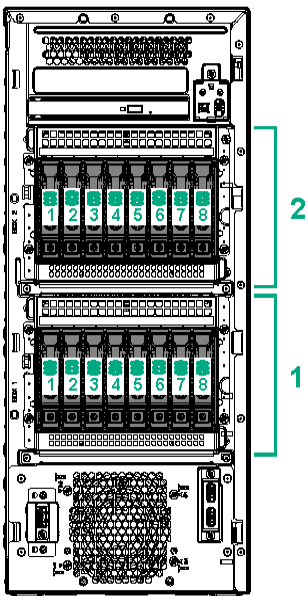
1 x 1-4

4 x LFF SATA Non-hot-plug / SAS,SATA Hot Pluggable Hard Drive Bays

2 x 1-4

4 x LFF SATA Non-hot-plug / SAS,SATA Hot Pluggable Hard Drive Bays (optional)

8-bay SFF hot-plug drive model



1 x 1-8

8 x SFF SATA/SSD Hot Pluggable Hard Drive Bays

2 x 1-8

8 x SFF SATA/SSD Hot Pluggable Hard Drive Bays (optional)



## Technical Specifications

### System Unit

**Tower Dimensions** 17.32 (H)x 7.68.(W) x 18.92. (D) in (44 x 19.5 x 48.05 cm)

**Tower Weight** Minimum: 29.82 lbs (13.5 kg)

**(approximate)** Maximum: 55.0 lbs (25.0 kg)

**Input Requirements** Rated Line Voltage 100 to 120 VAC  
(per power supply) Rated Input For 350W & 550W Power Supply:8A (at 100~240 VAC)  
Frequency 50 to 60 Hz  
Rated Input For 550 W Power Supply:< 639 W (at 100 VAC),< 605 W (at 200 VAC)  
Power For 350 W Power Supply:< 427 W (at 100 VAC),< 427 W (at 200 VAC)

**BTU Rating** Maximum For 550 W Power Supply:2204 BTU/hr (at 100 VAC),2113 BTU/hr (at 200 VAC)  
For 350 W Power Supply:1452 BTU/hr (at 100 VAC),1544 BTU/hr (at 200 VAC)

**Power Supply Output** Rated Steady-State Power For 550 W Power Supply:550 W (at 100 VAC),550 W (at 200 VAC),  
(per power supply) Maximum Peak Power For 350 W Power Supply:350 W (at 100 VAC),350 W (at 200VAC),

**System Inlet Temperature** Standard Operating Temperature 10° to 35°C (50° to 95°F) at sea level with an altitude derating of 1.0°C per every 305 m (1.8°F per every 1000 ft) above sea level to a maximum of 3050 m (10,000 ft), no direct sustained sunlight. Maximum rate of change is 20°C/hr (36°F/hr). The upper limit and rate of change may be limited by the type and number of options installed.

System performance during standard operating support may be reduced if operating with a fan fault or above 30°C (86°F).

Extended Ambient Operating Support For approved hardware configurations, the supported system inlet range is extended to be: 5° to 10°C (41° to 50°F) and 35° to 40°C (95° to 104°F) at sea level with an altitude derating of 1.0°C per every 175 m (1.8°F per every 574 ft) above 900 m (2953 ft) to a maximum of 3048m (10,000 ft). The approved hardware configurations for this system are listed at the URL: <http://www.hpe.com/servers/ashrae>.

System performance may be reduced if operating in the extended ambient operating range or with a fan fault.

Non-operating -30° to 60°C (-22° to 140°F). Maximum rate of change is 20°C/hr (36°F/hr).

**Relative Humidity** Operating 8% to 90% - Relative humidity (Rh), 28°C maximum wet bulb temperature, non-condensing.

(non-condensing) Non-operating 5 to 95% relative humidity (Rh), 38.7°C (101.7°F) maximum wet bulb temperature, non-condensing..

**Altitude** Operating 3050 m (10,000 ft). This value may be limited by the type and number of options installed. Maximum allowable altitude change rate is 457 m/min (1500 ft/min).

Non-operating 9144 m (30,000 ft). Maximum allowable altitude change rate is 457 m/min (1500 ft/min).

**Acoustic Noise** Listed are the declared A-Weighted sound power levels ( $L_{WA,d}$ ) and declared average bystander position A-Weighted sound pressure levels ( $L_{pA,m}$ ) when the product is operating in a 23°C ambient environment. Noise emissions were measured in accordance with ISO 7779 (ECMA 74) and declared in accordance with ISO 9296 (ECMA 109). The listed sound levels apply to standard shipping configurations. Additional options may result in increased sound levels. Please have your HPE representative provide information from the HPE EMESC website for further technical details regarding the configurations listed below.

Technical Specifications

<b>Idle</b>	
LWAd	4.0 Bels Entry 4.0 Bels Perf
LpAm	24.8 dBA Entry 24.1 dBA Perf
<b>Operating</b>	
LWAd	4.0 Bels Entry 4.0 Bels Perf
LpAm	25.1 dBA Entry 24.1 dBA Perf

**NOTE:** Acoustics levels presented here are generated by the test configuration only. Acoustics levels will vary depending on system configuration. Values are subject to change without notification and are for reference only.

<b>Emissions Classification (EMC) – Regulatory Information</b>	To view the regulatory information for your product, view the Safety and Compliance Information for Server, Storage, Power, Networking, and Rack Products, available at the Hewlett Packard Enterprise Support Center: <a href="http://www.hpe.com/support/Safety-Compliance-EnterpriseProducts">http://www.hpe.com/support/Safety-Compliance-EnterpriseProducts</a>
--	---

- For information on the HPE Smart Array E208i-p SR Gen10 Controller please refer to their [QuickSpecs](#).
- For information on the HPE Smart Array E208e-p SR Gen10 Controller please refer to their [QuickSpecs](#).
- For information on the HPE Smart Array P408i-p SR Gen10 Controller please refer to their [QuickSpecs](#).
- For information on the HPE Smart Array P408e-p SR Gen10 Controller please refer to their [QuickSpecs](#).

<b>Environment-friendly Products and Approach</b>	<b>End-of-life Management and Recycling</b>	Hewlett Packard Enterprise offers <b>end-of-life product return, trade-in, and recycling programs</b> , in many geographic areas, for our products. Products returned to Hewlett Packard Enterprise will be recycled, recovered or disposed of in a responsible manner.  The EU WEEE directive (2002/95/EC) requires manufacturers to provide treatment information for each product type for use by treatment facilities. This information (product disassembly instructions) is posted on the Hewlett Packard Enterprise web site. These instructions may be used by recyclers and other WEEE treatment facilities as well as Hewlett Packard Enterprise OEM customers who integrate and re-sell Hewlett Packard Enterprise equipment.
---	---	--

## Summary of Changes

Date	Version History	Action	Description of Change
16-Oct-2017	From Version 1 to 2	Added	Added HPE Support Services.
		Changed	Standard Features, Configuration Information – Factory Integrated Models, Core Options, Additional Options, and Memory section were revised.
25-Sep-2017	Version 1	New	New QuickSpecs.



**Sign up for updates**

© Copyright 2017 Hewlett Packard Enterprise Development LP. The information contained herein is subject to change without notice. The only warranties for Hewlett Packard Enterprise products and services are set forth in the express warranty statements accompanying such products and services. Nothing herein should be construed as constituting an additional warranty. Hewlett Packard Enterprise shall not be liable for technical or editorial errors or omissions contained herein.

Intel® and Xeon® are registered trademarks of Intel Corporation in the U.S. and other countries.

Microsoft®, Windows®, and Windows Server® are U.S. registered trademarks of the Microsoft group of companies.

For hard drives, 1GB = 1 billion bytes. Actual formatted capacity is less

a00021851ENW - 16054 - Worldwide - V2 - 16-October-2017



**Hewlett Packard  
Enterprise**